

## Intelligent features. Built-in functionality.

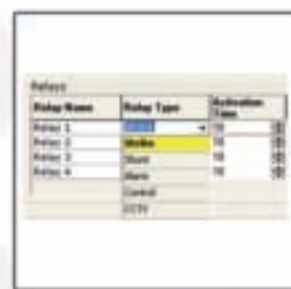


### Attractive and durable

Elegant and sophisticated by design, the EL2000 features impressive styling to complement even the most upscale properties. One step further, it's designed to be tough, dependable and vandal-resistant. The EL2000 is available in three fashionable finishes – black, nickel and gray.

### Four built-in relays

Four independent relays can be set to activate doors or gates, and can be set to function as strike, control, shunt, alarm or CCTV relays. Additionally, each relay can have an activation time between 1 and 300 seconds.



### Simplified installation

Detachable hinge design lets you mount the unit on the back plate while making your wiring connections.

### Simplified programming

The entire system may be set up and maintained remotely via a modem or via a direct connected laptop with the versatile Versa XS™ 2.0 programming software. Additionally, the EL2000 can be programmed from the main keypad utilizing the LCD on the front of the unit.



## Options that fit your needs.



### Plug-in modules

Optional plug-in adaptability lets you expand the EL2000 to work with many different types of access devices. A two-reader Wiegand module lets you add card readers and keypads.

### Exclusive security

An optional black and white or color CCTV camera ensures added security. A color low-lux camera compatible with DVRs is also available.



### Passport™ control

Passport™ remote controls provide one-touch access when used with the EL2000 and an RF module. Transmitters may be programmed to operate LiftMaster® garage door openers, gate operators and commercial door operators.

### Lighted paper directory

The EL2000 is also available as a controller-only unit that can be paired with a lighted paper directory in gray, nickel, silver or black.



## EL2000 TELEPHONE ENTRY/ ACCESS CONTROL SYSTEM

### Exclusive features

#### • Universal Board

The EL25 and EL2000 share the same main processing board, which makes it that much easier to master the installation and service of both systems.

#### • Remote Access Diagnostics

The EL2000 will retain unit alarms within the system event buffer. The unit will record the following alarms — forced door/gate; ajar door/gate — for added security. The EL2000 also records unit over voltage and under voltage alarms allowing for simplified troubleshooting of the system.

#### • E-Z Scan

Cards and Passport™ transmitters can be programmed into the EL2000 simply by utilizing the card reader or radio receiver installed into one of the plug-in modules.

#### • Voice Prompts

Guides installers through system setup at the unit's main keypad and provides assistance to end users with the push of a button. (ADA application)

#### • Enhanced Line Noise Tolerance

A new, more robust main board allows the EL2000 to be more tolerant of noise associated with the older telephone company equipment, providing a better connection to the unit via modem.

#### • Legacy Database Conversion

Replacing an existing Sentex® Telephone Entry System is a snap with Versa XS™ 2.0 software. Transfer any information retained in your existing Sentex® software database to Versa with the click of your mouse.

#### • Do Not Disturb

Assignable on a tenant-by-tenant basis, this may be programmed through a touch-tone phone or via a pre-programmed time schedule.

#### • Call Forwarding

Allows each tenant to grant or deny access from a remote location. Feature may be set manually or via a pre-programmed time schedule.

### Standard features

#### • Call Waiting

Allows a person to answer a call from the gate or door while in the middle of another outside call.

#### • Recessed, Lighted, ADA Applicable Keypad

Illuminated keys with help button assistance to audibly announce the next key press on the keypad.

#### • Auto Sensor Input

May be set to automatically dial the residence when a vehicle approaches the property.

#### • Non-Volatile Memory

In the event of a power outage, the database information will be retained in memory.

#### • Daylight Savings/Leap Year

May be set up to automatically adjust for seasonal and annual time changes.

#### • Call Button

Separate user-friendly push button initiates a phone call to the resident or tenant.

#### • Distinctive Ringing

Provides a unique double ring on the system's main telephone line to distinguish between a standard phone call and a visitor request call.

#### • Entry Codes

Programmable codes can be time-restricted or established as one-time-use only.

#### • Holiday Programming

Up to 16 separate holidays can be defined to override the standard lock/unlock schedules.

#### • Time Zones

Up to 62 different time zones with three segments each can be created for access/no access schedules.

#### • Anti-Passback

Timed anti-passback waits for a pre-programmed period of time to elapse before the code or card can be reused. True anti-passback requires use of an exit reader before entering again.

#### • Security Lockout

Locks out all users for a programmable period of time if several invalid code attempts are made. Alarm can be set to activate if the gate or door is held open or forced open.

#### • Automatic Gate/Door Unlock Schedule

Entry points may be configured to automatically open or lock at set time periods.

#### • Transaction Monitoring

A minimum of 4,000 transactions are stored in the unit including date, time, unit ID and transaction.

#### • Activity Reports

Property managers have the ability to print database, system and history reports.


#### • Remote Updates

Firmware updates and upgrades may be made via a remote computer and a modem connection.

#### • Postal Lock Provision

The EL2000 supports a switch kit that integrates with a U.S. Postal Service lock. This allows postal carriers entry to a controlled area using a U.S. Postal Service key.

### Dimensions



### Specifications

<b>COLORS</b>	Nickel, Black, Gray
<b>MOUNTING STYLE</b>	Portrait
<b>POWER</b>	12V AC
<b>SHIPPING WEIGHT</b>	25 lbs.

### 1-Year Warranty



CHAMBERLAIN®  
**ELITE**



THE MOST VERSATILE  
TELEPHONE ENTRY SYSTEM  
FOR COMMERCIAL APPLICATIONS  
AND GATED COMMUNITIES

CHAMBERLAIN®  
**ELITE**

THE CHAMBERLAIN GROUP, INC.  
845 Larch Avenue • Elmhurst, IL 60126

www.chamberlain.com

©2006 The Chamberlain Group, Inc.  
Printed in U.S.A., 05/06

TESBRL20



BLACK



NICKEL



GRAY

### EL2000


#### Expanded capacity. Enhanced versatility.

The EL2000 will change your expectations of what a telephone entry system should look like. The EL2000 is designed to complement virtually any gated community and is flexible enough to be used in apartment buildings, condo complexes, office parks and commercial sites.

The EL2000 features a 5-inch backlit LCD screen; the unit clearly displays up to 4 lines with 20 characters per line, making it a great choice for multi-tenant installations. The EL2000 is capable of accepting up to 2,000 totally flexible codes. These codes can be programmed as directory codes or access codes, making the EL2000 ideal for virtually any installation. Unlike other systems, the EL2000 may be purchased as a base unit or can be ordered with optional plug-in modules. This allows you to choose only the plug-in modules you need depending on the specifics of the job—enabling you to offer custom solutions right off the shelf without special orders.

Optional modules let you expand the system to fit your specific needs. The Wiegand output module lets you add card readers and/or remote keypads. Our RF module provides convenient access through gates or doors with Passport™ transmitters. Plus, the system is now designed to automatically detect the addition and location of each new plug-in module, making installation and programming faster and easier than ever before.

Engineered for ease of installation  
and unsurpassed performance.



- A** 5" Backlit 4-Line LCD Screen
- B** Pre-Punched Surface and Post Mounting Pattern
- C** Detachable Hinged Design Simplifies Installation and Servicing
- D** Rugged Weather-Resistant Cast Aluminum-Alloy Housing
- E** Four Independently Programmable Relays
- F** Optional Plug-in Modules for Wiegand and RF Controls
- G** Enhanced Built-in Surge Suppression
- H** Vandal-Resistant Four-Point Locking System
- I** Optional Camera Board for Added Security